

Mint Asset Management Funds
Mint Australia New Zealand Real Estate Investment Trust (Retail)
Fund Update for the quarter ended 31 March 2018



This Fund Update was first made publicly available on 30 April 2018

What is the purpose of this update?

This document tells you how the Mint Australia New Zealand Real Estate Investment Trust (Retail) has performed and what fees were charged. The document will help you to compare the fund with other funds. Mint Asset Management Limited prepared this update in accordance with the Financial Markets Conduct Act 2013. This information is not audited and may be updated.

Description of this fund

The Fund invests predominantly in Australasian listed property and Australasian property-related equities. The Fund is benchmarked against the S&P/NZX Property Gross Index with an investment objective of beating the benchmark by 2% per annum over a rolling 3 year basis in New Zealand dollar terms.

Total value of the fund	\$45,922,920
The date the fund started	31 December 2007

What are the risks of investing?

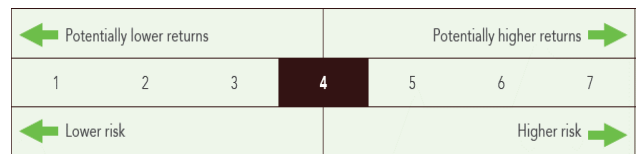
The risk indicator is rated from 1 (low) to 7 (high). The rating reflects how much the value of the fund's assets goes up and down. A higher risk generally means higher potential returns over time, but more ups and downs along the way.

To help you clarify your own attitude to risk, you can seek financial advice or work out your risk profile at www.sorted.org.nz/tools/investor-kickstarter.

Note that even the lowest category does not mean a risk-free investment, and there are other risks that are not captured by this rating.

This risk indicator is not a guarantee of a fund's future performance. The risk indicator is based on the returns data for the past 5 years' performance history ending 31 March 2018. While risk indicators are usually relatively stable, they do shift from time to time. The risk indicator will continue to be updated in future fund updates.

Risk indicator for the Mint Australia New Zealand Real Estate Investment Trust (Retail):



See the product disclosure statement (PDS) for more information about the risks associated with investing in this fund.

How has the fund performed?

	Average over past 5 years	Past year
Annual return (after deductions for charges and tax)	8.14%	5.78%
Annual return (after deductions for charges but before tax)	8.89%	6.47%
Market index annual return (reflects no deduction for charges and tax)	9.20%	6.98%

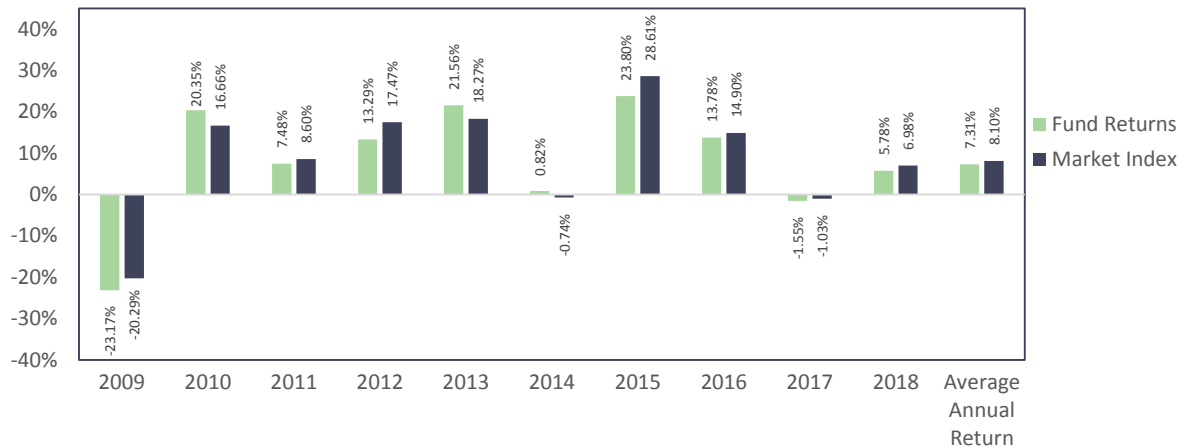
The market index return shows the S&P/NZX Property Gross Index, being the fund's relevant benchmark stated in the Statement of Investment Policy and Objectives (SIPO).

Additional information about the market index is available in the Benchmark Indices document on the offer register at <http://www.business.govt.nz/disclose>.





Annual Return Graph



This shows the return after fund charges and tax for each of the last 10 years ending 31 March. The last bar shows the average annual return for the last 10 years, up to 31 March 2018.

Important: This does not tell you how the fund will perform in the future.

Returns in this update are after tax at the highest prescribed investor rate (PIR) of tax for an individual New Zealand resident. Your tax may be lower.

What fees are investors charged?

Investors in the Mint Australia New Zealand Real Estate Investment Trust (Retail) are charged fund charges. In the year to 31 March 2018, these were:

	% of net asset value
Total fund charges*	1.51%
Which are made up of -	
Total management and administration charges	
including-	
Manager's basic fee	1.14%
Other management and administration charges	0.37%
Total performance-based fees	0.00%
Other charges	\$ amount per investor
Other charges	\$0

*Fund charges are inclusive of GST

See the PDS for more information about the basis on which performance fees are charged.

Small differences in fees and charges can have a big impact on your investment over the long term.

Investors may also be charged individual action fees for specific actions or decisions (for example, for withdrawal from or switching funds), although these are not currently charged. See the PDS for more information about those fees.

Example of how this applies to an investor

Annie had \$10,000 in the fund at the start of the year and did not make any further contributions. At the end of the year, Annie received a return after fund charges were deducted of \$647 (that is 6.47% of her initial \$10,000). Annie did not pay any other charges. This gives Annie a total return after tax of \$578 for the year.

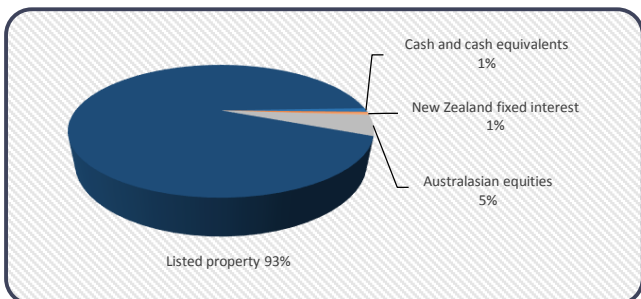




What does the fund invest in?

This shows the types of assets that the fund invests in.

Actual investment mix



Target investment mix

Cash and cash equivalents	5.0%
Listed property	95.0%

Currency hedging

Hedging is at the Fund Managers' discretion. The default position is that the non-New Zealand dollar exposures will be hedged to neutralise, as much as possible, any currency impact.

Top 10 Investments

	Name	% of fund net assets	Type	Country	Credit rating (if applicable)
1	Kiwi Property Group Ltd	22.14%	Listed property	New Zealand	n/a
2	Precinct Properties NZ Ltd	13.61%	Listed property	New Zealand	n/a
3	Goodman Property Trust	13.27%	Listed property	New Zealand	n/a
4	Stride Property Ltd and Stride Invest M	8.65%	Listed property	New Zealand	n/a
5	Vital Healthcare Property Trust	6.94%	Listed property	New Zealand	n/a
6	Argosy Property Trust	6.92%	Listed property	New Zealand	n/a
7	Property for Industry Ltd	4.89%	Listed property	New Zealand	n/a
8	NPT Ltd	3.57%	Listed property	New Zealand	n/a
9	Investore Property Limited	2.86%	Listed property	New Zealand	n/a
10	Augusta Capital	2.15%	Listed property	New Zealand	n/a

The top 10 investments make up 85% of the net asset value of the fund.

Key personnel

This shows the directors and employees who have the most influence on the investment decisions of the fund.

Name	Current Position	Time in current position		Previous or other position	Time in previous or other position
Carlie Eve	Portfolio Manager	11 years	1 months	Manager investment analysis	6 years
Paul Richardson	Chief Investment Officer	4 years	7 months	Chief Investment Officer	10 years

Further information

You can also obtain this information, the PDS for the Mint Asset Management Funds, and some additional information from the offer register at <https://www.business.govt.nz/disclose>

