

Mint Asset Management Funds

Mint Australia New Zealand Real Estate Investment Trust (Retail)

Fund Update for the quarter ended

30 September 2018

This Fund Update was first made publicly available on 26 October 2018

What is the purpose of this update?

This document tells you how the Mint Australia New Zealand Real Estate Investment Trust (Retail) has performed and what fees were charged. The document will help you to compare the fund with other funds. Mint Asset Management Limited prepared this update in accordance with the Financial Markets Conduct Act 2013. This information is not audited and may be updated.

Description of this fund

The Fund invests predominantly in Australasian listed property and Australasian property-related equities. The Fund is benchmarked against the S&P/NZX Property Gross Index with an investment objective of beating the benchmark by 2% per annum over a rolling 3 year basis in New Zealand dollar terms.

| | |
|----------------------------------|-------------------------|
| Total value of the fund | \$58,083,648 |
| The date the fund started | 31 December 2007 |

What are the risks of investing?


The risk indicator is rated from 1 (low) to 7 (high). The rating reflects how much the value of the fund's assets goes up and down. A higher risk generally means higher potential returns over time, but more ups and downs along the way.

To help you clarify your own attitude to risk, you can seek financial advice or work out your risk profile at www.sorted.org.nz/tools/investor-kickstarter.

Note that even the lowest category does not mean a risk-free investment, and there are other risks that are not captured by this rating.

This risk indicator is not a guarantee of a fund's future performance. The risk indicator is based on the returns data for the past 5 years' performance history ending 30 September 2018. While risk indicators are usually relatively stable, they do shift from time to time. The risk indicator will continue to be updated in future fund updates.

Risk indicator for the Mint Australia New Zealand Real Estate Investment Trust (Retail):



See the product disclosure statement (PDS) for more information about the risks associated with investing in this fund.

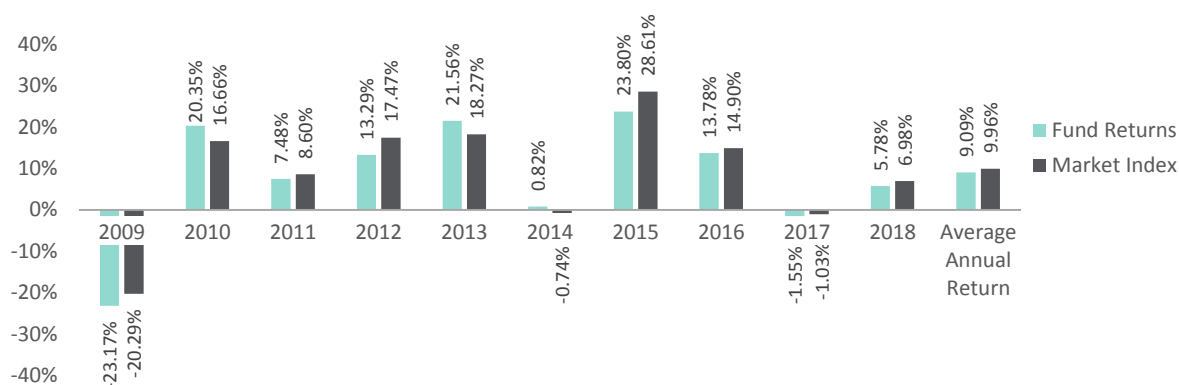
How has the fund performed?

| | Average over past 5 years | Past year |
|---|---------------------------|-----------|
| Annual return (after deductions for charges and tax) | 10.51% | 13.26% |
| Annual return (after deductions for charges but before tax) | 11.21% | 13.90% |
| Market index annual return (reflects no deduction for charges and tax) | 12.04% | 14.66% |

The market index return shows the S&P/NZX Property Gross Index, being the fund's relevant benchmark stated in the Statement of Investment Policy and Objectives (SIPO).

Additional information about the market index is available in the Benchmark Indices document on the offer register at <http://www.business.govt.nz/disclose>.

Annual Return Graph



This shows the return after fund charges and tax for each of the last 10 years ending 31 March. The last bar shows the average annual return for the last 10 years, up to 30 September 2018.

Important: This does not tell you how the fund will perform in the future.

Returns in this update are after tax at the highest prescribed investor rate (PIR) of tax for an individual New Zealand resident. Your tax may be lower.

What fees are investors charged?

Investors in the Mint Australia New Zealand Real Estate Investment Trust (Retail) are charged fund charges. In the year to 31 March 2018, these were:

| | % of net asset value |
|--|-------------------------------|
| Total fund charges* | 1.51% |
| Which are made up of - | |
| Total management and administration charges | |
| including- | |
| Manager's basic fee | 1.14% |
| Other management and administration charges | 0.37% |
| Total performance-based fees | 0.00% |
| Other charges | \$ amount per investor |
| Other charges | \$0 |

*Fund charges are inclusive of GST

See the PDS for more information about the basis on which performance fees are charged.

Small differences in fees and charges can have a big impact on your investment over the long term.

Investors may also be charged individual action fees for specific actions or decisions (for example, for withdrawal from or switching funds), although these are not currently charged. See the PDS for more information about those fees.

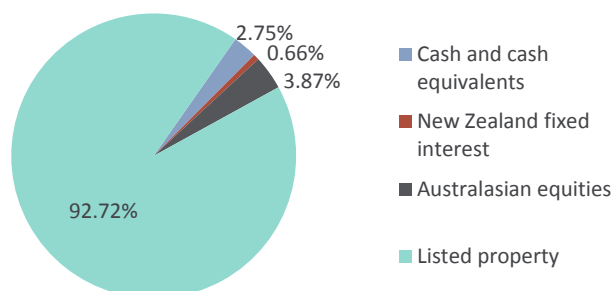
Example of how this applies to an investor

Annie had \$10,000 in the fund at the start of the year and did not make any further contributions. At the end of the year, Annie received a return after fund charges were deducted of \$1,390 (that is 13.9% of her initial \$10,000). Annie did not pay any other charges. This gives Annie a total return after tax of \$1,326 for the year.

What does the fund invest in?

This shows the types of assets that the fund invests in.

Actual investment mix



Target investment mix

| | |
|---------------------------|-------|
| Cash and cash equivalents | 5.0% |
| Listed property | 95.0% |

Currency hedging

Hedging is at the Fund Managers' discretion. The default position is that material non-New Zealand dollar exposures will be hedged within a range of 90% - 105% to neutralise, as much as possible, any currency impact.

Top 10 Investments

| | Name | % of fund net assets | Type | Country | Credit rating (if applicable) |
|----|---|----------------------|---------------------------|-------------|-------------------------------|
| 1 | Kiwi Property Group Ltd | 23.91% | Listed property | New Zealand | n/a |
| 2 | Goodman Property Trust | 13.39% | Listed property | New Zealand | n/a |
| 3 | Precinct Properties NZ Ltd | 12.62% | Listed property | New Zealand | n/a |
| 4 | Stride Property Ltd and Stride Invest Mgm | 9.23% | Listed property | New Zealand | n/a |
| 5 | Argosy Property Trust | 6.60% | Listed property | New Zealand | n/a |
| 6 | Vital Healthcare Property Trust | 5.50% | Listed property | New Zealand | n/a |
| 7 | Investore Property Limited | 4.67% | Listed property | New Zealand | n/a |
| 8 | Property for Industry Ltd | 4.25% | Listed property | New Zealand | n/a |
| 9 | Westpac NZD | 4.23% | Cash and cash equivalents | New Zealand | AA- |
| 10 | Asset Plus Ltd | 2.00% | Listed property | New Zealand | n/a |

The top 10 investments make up 86.4% of the net asset value of the fund.

Key personnel

This shows the directors and employees who have the most influence on the investment decisions of the fund.

| Name | Current Position | Time in current position | | Previous or other position | Time in previous or other position |
|-----------------|--------------------------|--------------------------|----------|-----------------------------|------------------------------------|
| Carlie Eve | Portfolio Manager | 11 years | 7 months | Manager investment analysis | 6 years |
| Paul Richardson | Chief Investment Officer | 5 years | 1 months | Chief Investment Officer | 10 years |

Further information

You can also obtain this information, the PDS for the Mint Asset Management Funds, and some additional information from the offer register at <https://www.business.govt.nz/disclose>